

THE ANCIENT HOBBYIST

THE MOUTHBOW

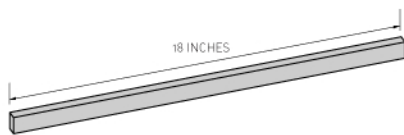
The mouthbow is said to be the oldest stringed instrument in the world. Although simple, it is intriguing because of the ability to play harmonics with it, just by the way you change the shape of your mouth while plucking the string. The mouthbow is found in many parts of the world, particularly wherever people use bows and arrows for hunting, where sooner or later the musician in the group figures out how to make music on the weapon.

MATERIALS

- STRING OR FISHING LINE
- PIECE OF WOOD
- RULER
- WOODSTAIN OR VARNISH
- KNIFE
- SANDING BLOCK

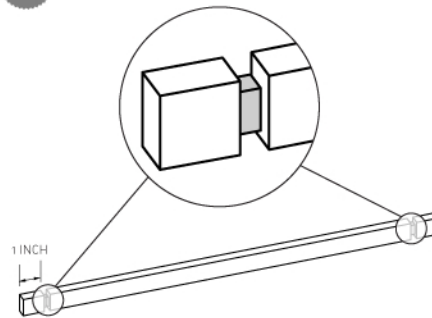
INSTRUCTIONS

1



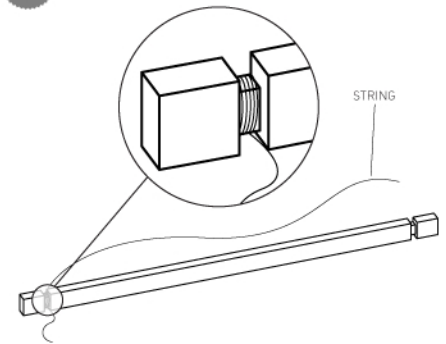
CUT A STRIP OF THIN BUT FLEXIBLE WOOD TO APPROX 18" IN LENGTH. SAND IT DOWN TO SMOOTH OFF THE EDGES, AND APPLY A COAT OF VARNISH IF DESIRED.

2



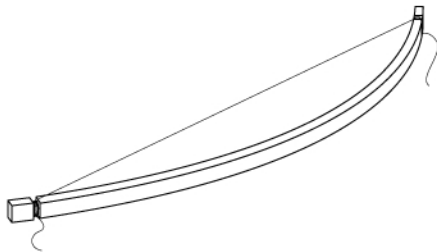
CARVE A COUPLE OF NOCKS IN THE TWO ENDS, APPROX. AN INCH FROM THE EDGE OF THE WOOD.

3



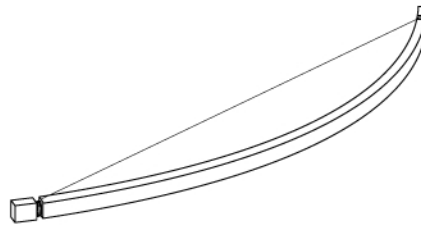
TAKE A LENGTH OF STRING OR WIRE, AND TIE TIGHTLY TO ONE OF THE NOCK ENDS.

4



GENTLY BEND THE BOW TO JUST BEFORE BREAKING POINT, THEN TIE OFF THE FREE END TO THE SECOND NOCK.

5



YOUR MOUTHBOW IS NOW READY TO PLAY! EXPERIMENT WITH PITCH AND TONE BY BENDING THE BOW ITSELF WHILST YOU CHANGE THE SHAPE OF YOUR OPEN MOUTH.